




# Easter Activity Booklet





# Contents

## Page



Holy Week Wheel - Page 1

Easter Poster - Page 2

Palm Sunday - Page 3

Palm Sunday Activity - Page 4

Maundy Thursday - Page 5


Maundy Thursday Activity - Page 6

Good Friday - Page 7

Good Friday Activity - Page 8

Easter Sunday - Page 9

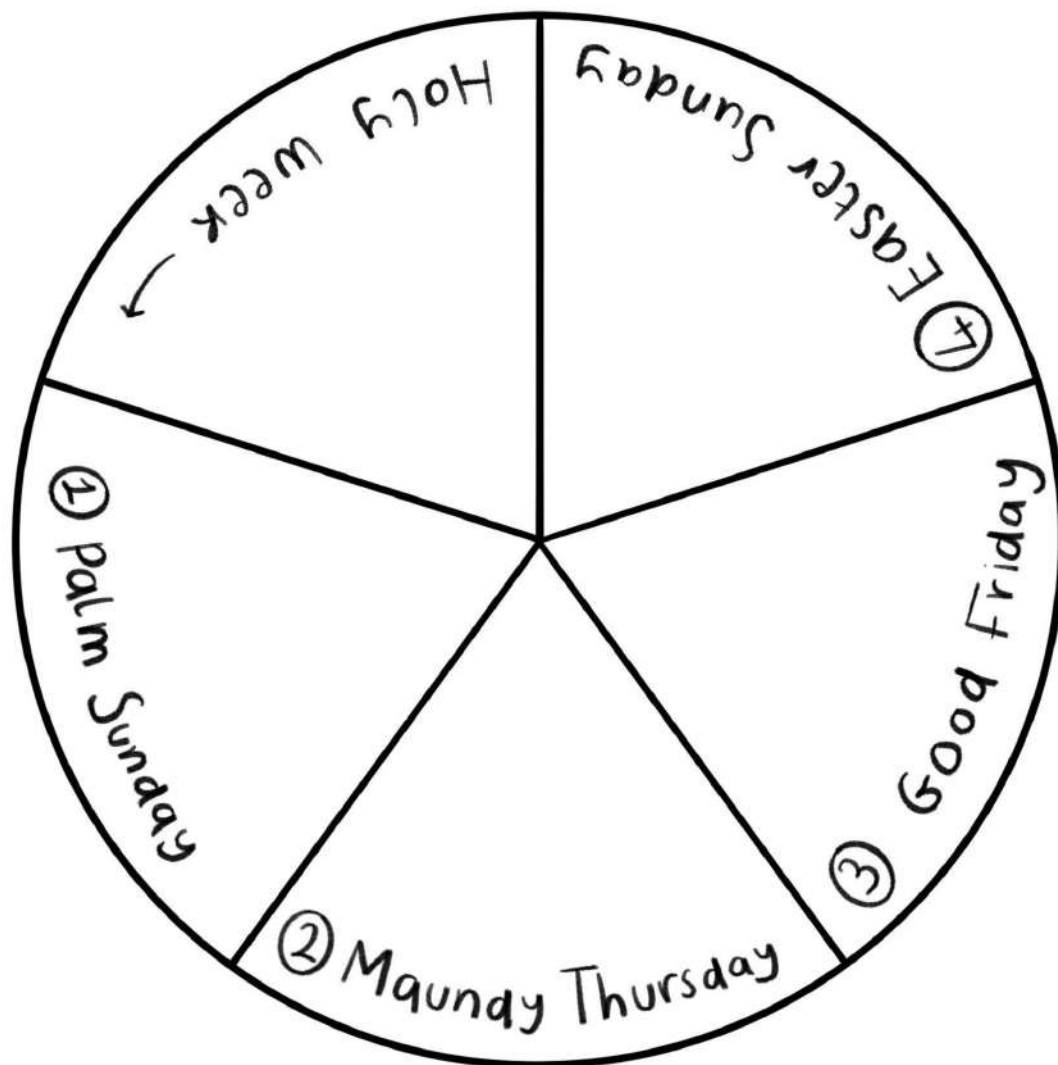
Easter Sunday Activity - Page 10



# Holy week


1

What happened leading up to Easter?



In this booklet we'll explore what Jesus did leading up to Easter Sunday! On each day you can do the craft for that day and use the wheel to draw what happened from what we see in each day's bible passage from Luke's Gospel.

(Ideas for drawings: Palm Sunday - palm branches and a crown, Maundy Thursday - bread and wine, Good Friday - the Cross, Easter Sunday - an empty tomb.)



Palm Sunday



Good Friday

# Easter



Maundy Thursday



Easter Sunday

HE IS RISEN





# Palm Sunday



3



You can find what happened on Palm Sunday in:

## **Luke 19:28-44**

On Palm Sunday Jesus rode into Jerusalem on a donkey and crowds of people came to praise Him just as God said would happen a very very long time ago! This happened to show us that Jesus is God's promised King, who has come to save us from our sin. Sin is when we say

**S**hove off God

**I**'m in charge

**N**o to your rules

Sin stops us from being able to be friends with God. But as we see in the Bible God sent His promised King, Jesus, so that we **can** be friends with God. We'll see how He does that later on in the week!



# Palm Sunday Activity



## Palm Leaf Craft

To make the palm leaf:


1. Draw around your hand 6 times (this can either be done on green paper or painted green after it's all stuck together)
2. Then cut out each hand outline
3. Next stick each hand together, overlapping them to create a palm leaf shape
4. Finally stick to the back of the palm leaf, a lollipop stick or piece of green card in the shape of a rectangle to make the stem

### OR

For a messier activity you can create a painting by children coating the palm of their hand in green poster paint. Then they can stamp their hand onto a piece of paper multiple times to create the shape of a palm leaf.

On the paper or palm leaf you can then write the verse: "**Blessed is the king who comes in the name of the Lord!**"

- Luke 19:38



# Maundy Thursday

5



You can find the passage on Maundy Thursday in:

## **Luke 22:7-62**

On Maundy Thursday Jesus and His disciples celebrate the Passover - this is a meal which remembers God's amazing rescue from Egypt a long time ago! But Jesus tells His disciples that He will give them an even better rescue - from sin, by dying on the cross!

He gives them what we call the Lord's Supper, which we still do today to remember that Jesus died so that we can be friends with God.

During this meal Jesus tells His disciples that one of them would betray Him and hand Him over to be arrested and killed! After having this meal Jesus went to a mountain to pray, afterwards Jesus is betrayed by Judas and arrested even though He has done nothing wrong!

But this is all part of God's big plan to save us from sin.

# Maundy Thursday

6



## Foot Washing Activity

In John Chapter 13 we see Jesus wash the disciples' feet at the Lord's Supper.

In Luke's account of Maundy Thursday the disciples argued over who was the greatest, yet Jesus who is God, did the lowest job of them all, washing the feet of the disciples! These verses in Luke and John can help show children how Jesus serving others is a good example of how we can serve others too. Although Jesus also served and washed all of us in a way that we can never do, He served us by dying on the cross for us, washing our sins away!

For this activity take a large sheet of paper, and some poster paint. This activity gets messy so be prepared by placing newspaper on the ground before you start or doing this outside!

Coat the bottom of the children's feet in paint and have them walk across the paper.

Afterwards have children wash the paint off of each other's feet and explain to them how Jesus has served us and also how they can help serve others by telling people about Jesus!



For more information on the activity visit:  
<https://outuponthewaters.com/foot-washing-object-lesson/>



# Good Friday

7



You can find the passage on Good Friday in:

## **Luke 22:63-23:56**

On Good Friday Jesus was abandoned by His friends as well as beaten and mocked by the guards and people around Him. The people didn't like that Jesus was **God's promised King!** So they crucified Him - nailed Him on a cross and killed Him. Just as Jesus said would happen!

But they didn't know that this was all part of God's plan to save us from sin, so that our sins could be forgiven! Jesus' death was a big rescue! It means that we can now be friends with God; if we trust in Jesus we can go to heaven and live with God forever! All because of Jesus' death on the cross.

After Jesus' death, the guards made sure Jesus really did die and a man named Joseph buried Him in a tomb. We'll have to wait until Sunday to see what happens next!

# Good Friday Activity

8

## Cross Watercolour Activity

For this activity you will need:

A white sheet of paper

A white crayon/oil pastel or a white wax candle

Some watercolour paints


and a paint brush

1. Draw a cross shape on the paper using the white crayon/oil pastel or candle
2. Paint over the paper with watercolour paint in different colours.
3. You'll see the cross appear through the paint!

Use this craft to help explain what Jesus does through His death on the cross - He takes the punishment for our sins so that we can be forgiven by God and can now be friends with God forever!



# Easter Sunday



You can find the passage on Easter Sunday in:

## **Luke 24:1-49**

On Easter Sunday early in the morning some of Jesus' friends came and visited the tomb where He was buried but instead of finding Jesus' body they found that Jesus was gone!

Two angels then appeared to them and told them that Jesus had risen from the dead, just as He said He would!

So they went to tell the disciples but they didn't believe them.

Later that day Jesus appeared to His disciples proving to them that He had really risen from the dead by showing them the nail marks in His hands. He showed them that He had done everything that the Bible said would happen, and that He really is God's Promised King who has saved them from sin and death!

Jesus will one day come back to judge and return so that people who trust in Him can be friends with God forever thanks to Jesus' death on the cross!

And we can now share this Good News with everyone so that they can know what Jesus has done for them and trust in Him too.

# Easter Sunday Activity

10

## Memory Verse Easter Egg Hunt

For God

so loved the world

that he gave

his one and only Son,

that whoever

believes in him

shall not die

but have

eternal life.

John

3:16

Cut up each part of the memory verse and hide it around the house in easter eggs or just hidethem as they are. Get the children to find them and put the verse back together.



HAPPY  
EASTER!

